

Product Data Sheet 612 NNI

ebmpapst

The engineer's choice



612 NNI

INDEX

1	General	3
2	Mechanics	3
2.1	General	3
2.2	Connections	3
3	Operating Data	4
3.1	Electrical Interface - Input	4
3.2	Electrical Operating Data	5
3.3	Electrical Features	5
3.4	Aerodynamics	7
3.5	Sound Data	8
4	Environment	8
4.1	General	8
4.2	Climatic Requirements	8
5	Safety	9
5.1	Electrical Safety	9
5.2	Approval Tests	9
6	Reliability	9
6.1	General	9

1 General

Fan type	Fan	
Rotating direction looking at rotor	Clockwise	
Airflow direction	Air outlet over struts	
Bearing system	Ball bearing	
Mounting position - shaft	Any	


2 Mechanics

2.1 General

Width	60,0 mm	
Height	60,0 mm	
Depth	25,0 mm	
Mass	0,066 kg	
Housing material	Plastic	
Impeller material	Plastic	
Max. torque when mounted across both mounting flanges	Wire outlet corner: 20 Ncm Remaining corners: 40 Ncm	
Screw size	ISO 4762 - M3 degreased, without an additional brace and without washer	

2.2 Connections

Electrical connection	Wires	
Lead wire length	L = 310 mm	
Tolerance	+ - 10,0 mm	



Wire	Color	Operation	Wire size	Insulation diameter
1	red	+ UB	AWG 22	1,70 mm
2	blue	- GND	AWG 22	1,70 mm

3 Operating Data

3.1 Electrical Interface - Input

Control input	Internal Temperature Sensor
---------------	-----------------------------

Features

<p>Characteristics</p>	<table border="1"> <caption>Graph Data: Drehzahl / speed [r/min] vs Umgebungstemperatur / Ambient temperature [°C]</caption> <thead> <tr> <th>Umgebungstemperatur [°C]</th> <th>Drehzahl / speed [r/min]</th> </tr> </thead> <tbody> <tr><td>-20</td><td>3000</td></tr> <tr><td>-10</td><td>3000</td></tr> <tr><td>0</td><td>3000</td></tr> <tr><td>10</td><td>3000</td></tr> <tr><td>20</td><td>3000</td></tr> <tr><td>30</td><td>3000</td></tr> <tr><td>40</td><td>3800</td></tr> <tr><td>50</td><td>4600</td></tr> <tr><td>60</td><td>5000</td></tr> </tbody> </table>	Umgebungstemperatur [°C]	Drehzahl / speed [r/min]	-20	3000	-10	3000	0	3000	10	3000	20	3000	30	3000	40	3800	50	4600	60	5000
Umgebungstemperatur [°C]	Drehzahl / speed [r/min]																				
-20	3000																				
-10	3000																				
0	3000																				
10	3000																				
20	3000																				
30	3000																				
40	3800																				
50	4600																				
60	5000																				
<p>Schematics</p>																					

3.2 Electrical Operating Data

Measurement conditions: Normal air density = 1,2 kg/m³; Temperature 23°C +/- 3°C; Motor axis horizontal; warm-up time before measuring 5 minutes (unless otherwise specified). In the intake and outlet area should not be any solid obstruction within 0,5 m.

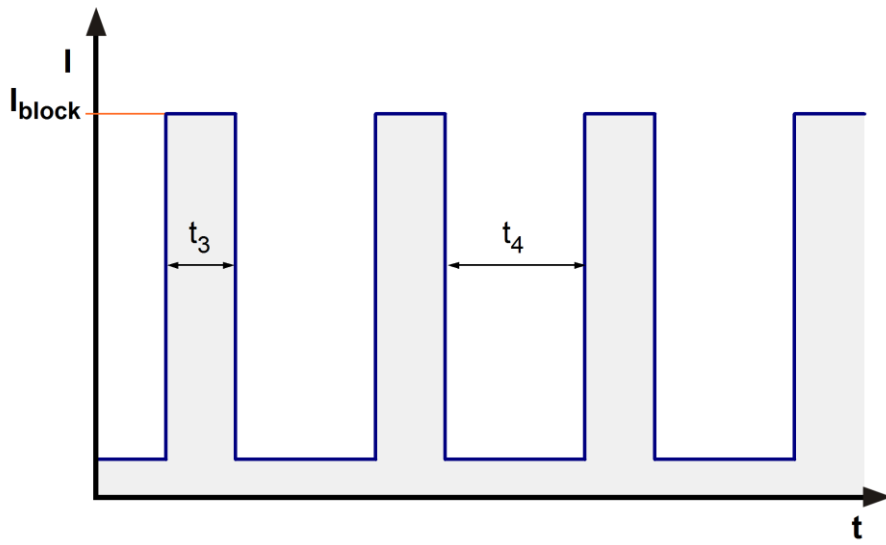
$\Delta p = 0$: corresp. to free air flow (see chapter aerodynamics)
I: corresp. to arithm. mean current value

Name	Condition
TU 0001	TU: ≥ 55 °C
NTC 0001	

Features	Condition	Symbol	Values		
Voltage range		U	8 V		12,6 V
Nominal voltage		U_N		12,0 V	
Power consumption	$\Delta p = 0$	P	0,7 W	2 W	1,6 W
Tolerance	TU / NTC 0010		+/- 20 %	+/- 20,0 %	+/- 20,0 %
Current consumption	$\Delta p = 0$	I	80 mA	133 mA	130 mA
Tolerance	TU / NTC 0010		+/- 20,0 %	+/- 20,0 %	+/- 20,0 %
Speed	$\Delta p = 0$	n	2.900 1/min	5.100 1/min	5.100 1/min
Tolerance	TU / NTC 0010		+/- 10,0 %	+/- 10,0 %	+/- 10,0 %
Starting current consumption				940 mA	

3.3 Electrical Features

Electronic function	None
Reversed polarity protection	Rectifying diode
Max. residual current at U_N	$I_F \leq 50$ μ A
Locked rotor protection	Auto restart
Locked rotor current at U_N	I_{block} approx. 940 mA
Clock signal at locked rotor	t_3 / t_4 typical: 0,23 s / 1,1 s



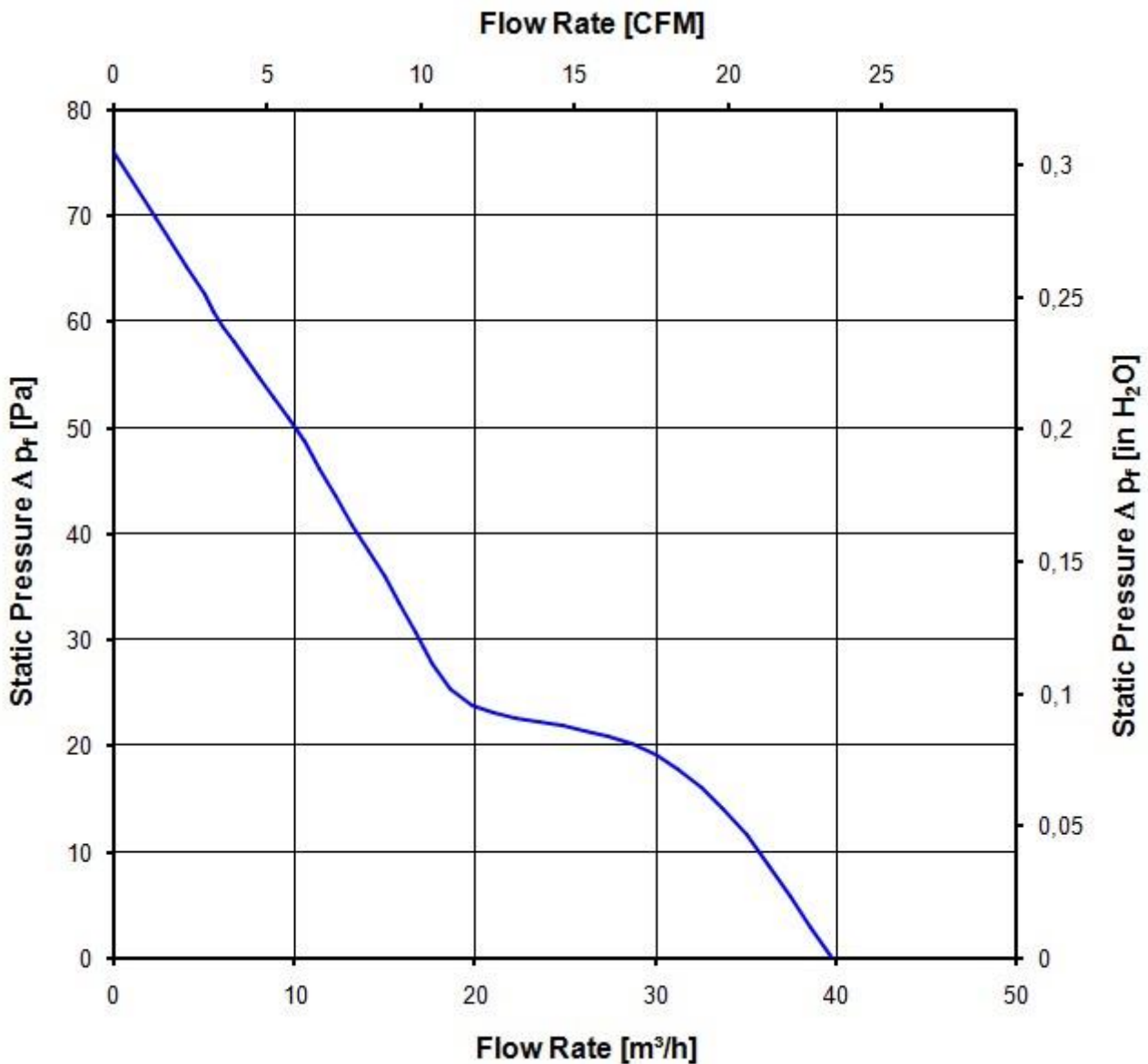
3.4 Aerodynamics

Measurement conditions: Measured with a double chamber intake rig acc. to DIN EN ISO 5801.
 Normal air density = 1,2 kg/m³; Temperature 23°C +/- 3°C;
 In the intake and outlet area should not be any solid obstruction within 0,5 m. Motor shaft horizontal.
 The information is only valid under the specified test conditions and may be changed by the installation conditions. If there are deviations from the standard test conditions, the characteristic values must be checked under the installed conditions.

a.) Operation condition:

5.100 1/min at free air flow	TU >= 55 °C		
------------------------------	-------------	--	--

Max. free-air flow ($\Delta p = 0 / \dot{V} = \text{max.}$)	40,0 m ³ /h	
Max. static pressure ($\Delta p = \text{max.} / \dot{V} = 0$)	76 Pa	



3.5 Sound Data

Measurement conditions: Sound pressure level: 1 meter distance between microphone and the air intake.
 Sound power level: Acc. to DIN 45635 part 38 (ISO 10302)
 Measured in a semianchoic chamber with a background noise level of $L_p(A) < 5 \text{ dB(A)}$
 For further measurement conditions see chapter aerodynamics.

a.) Operation condition:

5.100 1/min at free air flow	TU $\geq 55 \text{ }^\circ\text{C}$		
------------------------------	-------------------------------------	--	--

Optimal operating point	31,0 m ³ /h @ 17 Pa	
Sound power level at the optimal operating point	5,0 bel(A)	
Sound pressure level at free air flow, measured in rubber bands	35,0 dB(A)	

4 Environment

4.1 General

Min. permitted ambient temperature TU min.	-20 °C	
Max. permitted ambient temperature TU max.	65 °C	
Min. permitted storage temperature TL min.	-40 °C	
Max. permitted storage temperature TL max.	80 °C	

4.2 Climatic Requirements

Humidity requirements	humid heat, constant; according to DIN EN 60068-2-78, 14 days	
Water exposure	None	
Dust requirements	None	
Salt fog requirements	None	

Permitted application area:

The product is intended for use in sheltered rooms with controlled temperature and controlled humidity. Directly exposure to water must be avoided.

Pollution degree 1 (according DIN EN 60664-1)

There is either no pollution or it occurs only dry, non-conductive pollution. The pollution has no negative impact.

Please require severity levels and specification parameters from the responsible development departments.

5 Safety

5.1 Electrical Safety

Dielectric strength DIN EN 60950 (VDE 0805) and DIN EN 60335 (VDE 0700) A.) Type test Measuring conditions: After 48h of storage at 95% R.H. and 25°C. No arcing or breakdown is allowed! All connections together to ground.	Not applicable	
B.) Routine test Measuring conditions: At indoor climate. No arcing or breakdown is allowed! All connections together to ground.	Not applicable	
Isolation resistance Measuring conditions: After 48h of storage at 95% R.H. and 25°C measured with U=500 VDC for 1 min.	RI > 10 MOhm	
Clearance / creepage distance	1,0 mm / 1,2 mm	
Protection class	III	

5.2 Approval Tests

CE	EC Declaration of Conformity	Yes
EAC	Eurasian Conformity	Yes
UL	Underwriters Laboratories	Yes / UL507, Electric Fans
VDE	Association for Electrical, Electronic and Information Technologies	Yes / Approval acc. to EN 60950 (VDE 0805) - Information technology equipment
CSA	Canadian Standards Association	Yes / C22.2 No. 113 Fans and Ventilators
CCC	China Compulsory Certification	Not applicable

6 Reliability

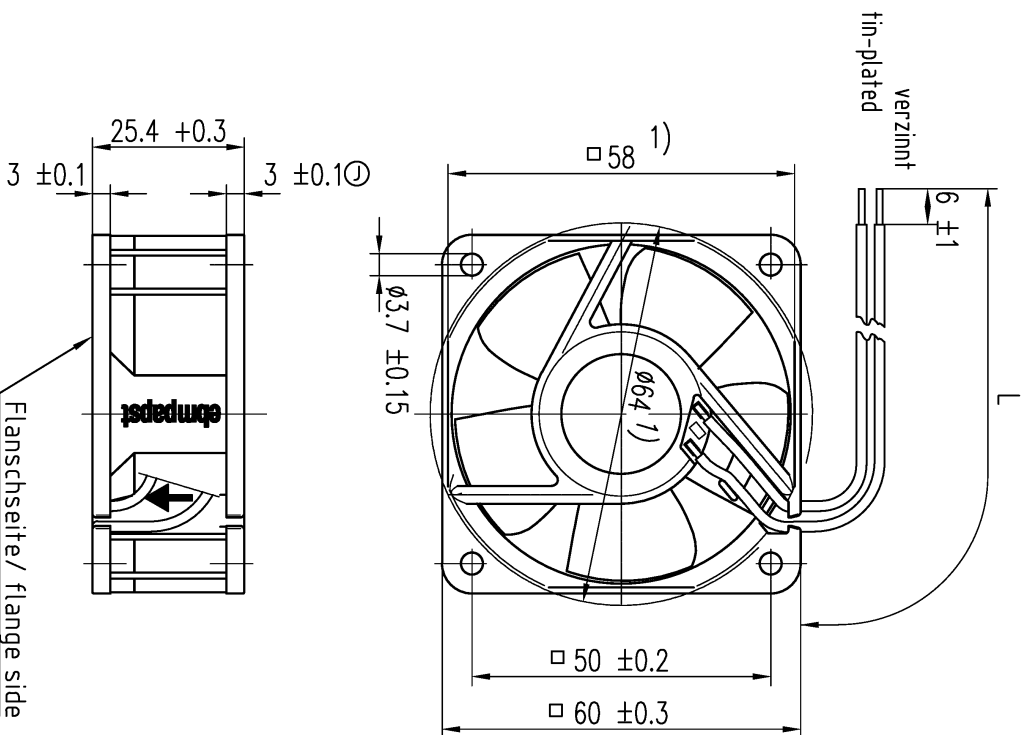
6.1 General

Life expectancy L10 at TU = 40 °C	70.000 h	
Life expectancy L10 at TU = 60 °C	44.000 h	
Life expectancy L10 at TU max.	40.000 h	
Life expectancy L10 acc. to IPC 9591 at TU = 40 °C	117.500 h	

Copying of this document, and giving it to others and the use or communication of the contents thereof, are forbidden without express authority. Offenders are liable to the payment of damages. All rights are reserved in the event of the grant of a patent or the registration of a utility model or design.

Schutzvermerk nach DIN ISO 16016 beachten/
Refer to protection notice DIN ISO 16016!

Anzahl und Länge der Litze s. Spezifikation
length and number of wires see design specification



1) Maße für Montagewand
1) dimensions for assembly wall

①

SAP-Status/State		Aend.-Nr./Change-Nr.		ebmpapst		Werkstoff/Material:		Volumen/Volume (cm ³):	
AutCAD-System-Version		Datei/Date		CAD-Umgebung/ CAD-Environment		Name/Name		Gewicht/Mass (g):	
Bearsb./ Drawn		Artikel/Title		Freig./ Released		Zdng.-Nr./ Drawing-No.:		Ers./Zdng./Replaces:	
Tolerierung/Tolerances:		Allgemeintoleranzen/Gen. tolerances		ebmpapst		Dokumenttyp/Type of Document		Teldokument/Blatt/Page	
Allgemeintoleranzen/Gen. tolerances		ebmpapst St. Georgen GmbH & Co. KG		Dokumenttyp/Type of Document		Teldokument/Blatt/Page		Index/Index	
Allgemeintoleranzen/Gen. tolerances		ebmpapst St. Georgen GmbH & Co. KG		Formal/Size		Formal/Size		Massstab/Scale	