

Product Data Sheet 4586 ZW

ebmpapst

The engineer's choice



4586 ZW

INDEX

1	General	3
2	Mechanics	3
2.1	GENERAL	3
2.2	CONNECTIONS	4
3	Operating Data	5
3.1	ELECTRICAL OPERATING DATA	5
3.2	ELECTRICAL FEATURES	6
3.3	AERODYNAMICS	6
3.4	SOUND DATA	8
4	Environment	8
4.1	GENERAL	8
4.2	CLIMATIC REQUIREMENTS*)	8
5	Safety	9
5.1	ELECTRICAL SAFETY	9
5.2	APPROVAL TESTS	9
6	Reliability	9
6.1	GENERAL	9

1 General


Fan type	Fan
Rotating direction looking at rotor	Clockwise
Airflow direction	Air outlet over struts
Bearing system	Ball bearing
Mounting position - shaft	Any
Balancing grade	2,5

2 Mechanics**2.1 General**

Width	119,0 mm	
Height	119,0 mm	
Depth	38,0 mm	
Diameter	0,0 mm	
Mass	0,540 kg	
Housing material	Metal	
Impeller material	Metal	
Max. torque when mounted across both mounting flanges	Wire outlet corner: 120 Ncm Remaining corners: 350 Ncm	
Screw size	ISO 4762 - M4 degreased, without an additional brace and without washer	

2.2 Connections

Electrical connection	Wires	
Lead wire length	L = 310,0 mm	
Tolerance	+/- 10,0 mm	
Tube length	See drawing	
Tolerance		
Wire size (AWG)	18	
Insulation diameter	2,06 mm	
Plug	See drawing	
Contact	See drawing	



	Color	Operation
1	black	L
2	black	N

3 Operating Data

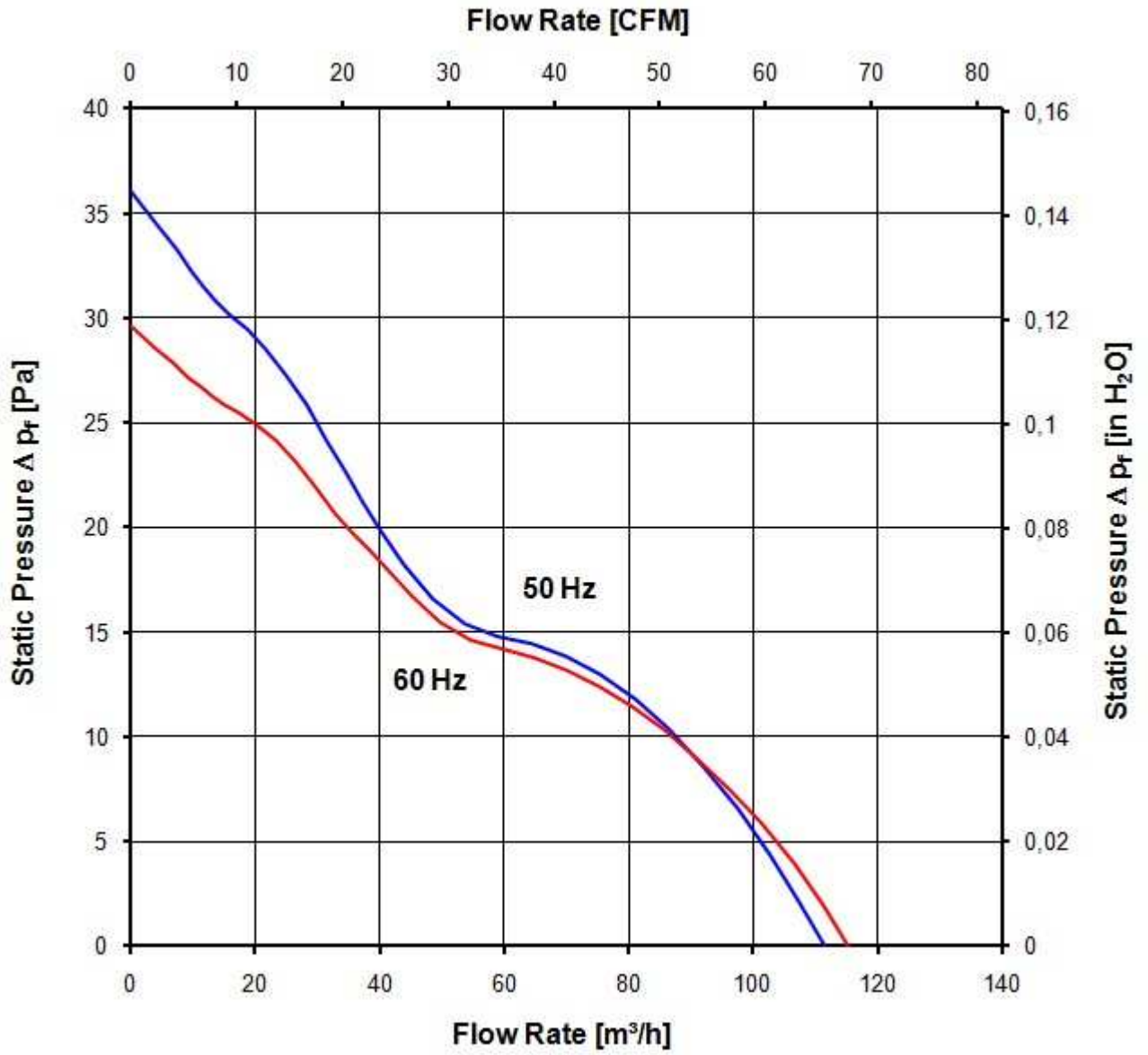
3.1 Electrical Operating Data

Measurement conditions: Normal air density = 1,2 kg/m³; Temperature 23°C +/- 3°C; Motor axis horizontal; warm-up time before measuring 5 minutes (unless otherwise specified).
In the intake and outlet area should not be any solid obstruction within 0,5 m.

$\Delta p = 0$: corresp. to free air flow (see chapter aerodynamics)

I: corresp. to RMS line current

Features	Condition	Symbol	Values	
Frequency	$\Delta p = 0$	f	50 Hz	60 Hz
Nominal voltage	$\Delta p = 0$	U_N	230 V	230 V
Tolerance			+ 6 % - 10 %	+ 6 % - 10 %
Power consumption	$\Delta p = 0$	P	13 W	12 W
Tolerance			+/- 10 %	+/- 10 %
Speed	$\Delta p = 0$	n	1.900 1/min	2.000 1/min
Tolerance			+/- 10 %	+/- 10 %



3.4 Sound Data

Measurement conditions: Sound pressure level: 1 meter distance between microphone and the air intake.
 Sound power level: Acc. to DIN 45635 part 38 (ISO 10302) Sound power level: Acc. to DIN 45635 part 38 (ISO 10302)
 Measured in a semianchoic chamber with a background noise level of $L_p(A) < 5 \text{ dB(A)}$
 For further measurement conditions see chapter aerodynamics.

a.) Operation condition:

1.900 1/min at free air flow

Frequency: 50 Hz

Optimal operating point	100,0 m ³ /h @ 5 Pa	
Sound power level at the optimal operating point	4,0 bel(A)	
Sound pressure level at free air flow, measured in rubber bands	29,0 dB(A)	

b.) Operation condition:

2.000 1/min at free air flow

Frequency: 60 Hz

Optimal operating point	106,0 m ³ /h @ 5 Pa	
Sound power level at the optimal operating point	4,2 bel(A)	
Sound pressure level at free air flow, measured in rubber bands	30,0 dB(A)	

4 Environment

4.1 General

Min. permitted ambient temperature TU min.	-40 °C / 50 Hz -40 °C / 60 Hz	
Max. permitted ambient temperature TU max.	75 °C / 50 Hz 75 °C / 60 Hz	
Min. permitted storage temperature TL min.	-40 °C	
Max. permitted storage temperature TL max.	80 °C	

4.2 Climatic Requirements *)

Humidity requirements	humid heat, constant; according to DIN EN 60068-2-78, 14 days	
Water exposure	None	
Dust requirements	None	
Salt fog requirements	None	

Permitted application area:

The product is intended for use in sheltered rooms with controlled temperature and controlled humidity. Directly exposure to water must be avoided.

Pollution degree 1 (according DIN EN 60664-1)

There is either no pollution or it occurs only dry, non-conductive pollution. The pollution has no negative impact.

5 Safety

5.1 Electrical Safety

Dielectric strength DIN EN 60950 (VDE 0805) and DIN EN 60335 (VDE 0700) A.) Type test Measuring conditions: After 48h of storage at 95% R.H. and 25°C. No arcing or breakdown is allowed! All connections together to ground.	1500 VAC / 1 Min.
B.) Routine test Measuring conditions: At indoor climate. No arcing or breakdown is allowed! All connections together to ground.	1500 VAC / 1 Sec.
Isolation resistance Measuring conditions: After 48h of storage at 95% R.H. and 25°C measured with U=500 VDC for 1 min.	RI > 50 MOhm
Clearance / creepage distance	2,0 mm / 1,8 mm
Protection class	I

5.2 Approval Tests

CE	EC Declaration of Conformity	Yes
EAC	Eurasian Conformity	Yes
UL	Underwriters Laboratories	Yes / UL507, Electric Fans
VDE	Association for Electrical, Electronic and Information Technologies	Yes / Approval acc. to EN 60950 (VDE 0805) - Information technology equipment
CSA	Canadian Standards Association	Yes / C22.2 No. 113 Fans and Ventilators
CCC	China Compulsory Certification	Yes / GB 12350 Safety Requirements for small Power Motors

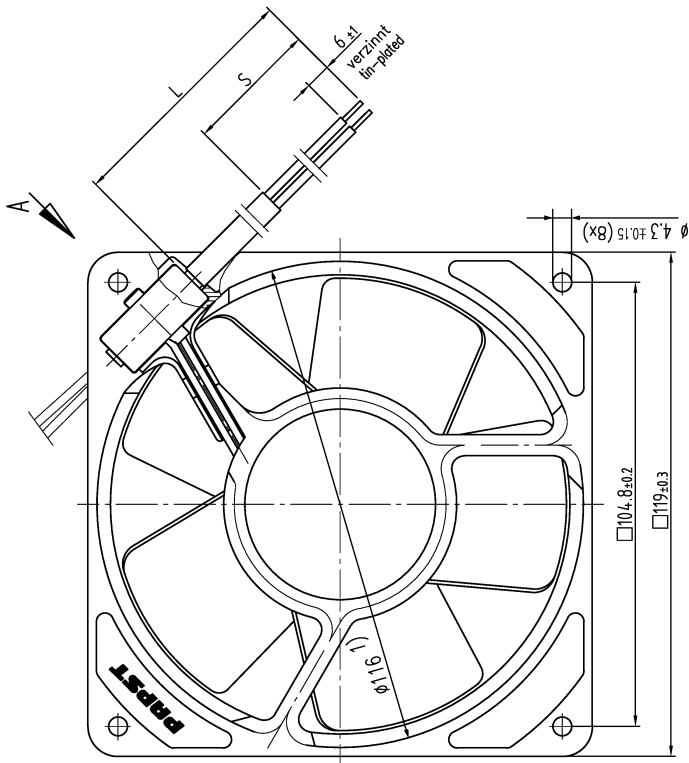
The approval tests are observed to:

U approval max.: 230 V / f: 60 Hz @ TU approval max.: 90 °C

6 Reliability

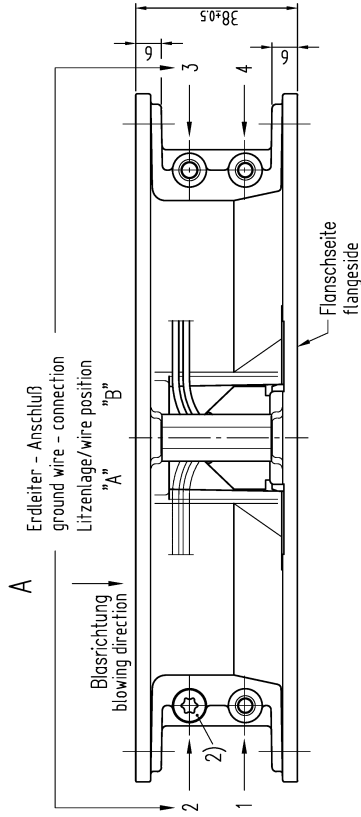
6.1 General

Life expectancy L10 at TU = 40 °C	50.000 h / 50 Hz 52.500 h / 60 Hz	
Life expectancy L10 at TU max.	20.000 h / 50 Hz 17.500 h / 60 Hz	



Anzahl und Länge der Litzen sowie
 Schlauchlänge, Litzenlage und Erdleiter-Anschluß s. Spezifikation
 length and number of wires and of tube length,
 wires length and ground wire -connection see design specification

- 1) Maße für Montagewand
 2) Schraube: Duo-Tapfite nach DIN 7500,
 CM 4x8, Torx
- 1) dimensions for assembly wall
 2) Screw: Duo-Tapfite to DIN 7500,
 CM 4x8, Torx



- Axialspiel bei
 - Kugellagerung (K): 0 (mit Federausgleich)
 - Gleitlagerung (G): 0.1 - 0.6
 - Gleitlagerung (GF): 0 (mit Federausgleich)
- axial clearance by
 - ball bearing (K): 0 (with spring compensation)
 - sleeve bearing (G): 0.1 - 0.6
 - sleeve bearing (GF): 0 (with spring compensation)

SAE-Steuer-Symbol Art-Nr./Design-Nr. Zeichnung/Tolerances Allgemeinabzeichen/gen. tolerances	Auftrags-Spezifikation Zeichnung Name/Name Bearb./ Gezeichnet Freigegeben	ebmpapst Zeichnung/Tolerances Artikel/Title Zög.-Nr./Drawing-No. ebmpapst ebm-papst St. Georgen GmbH & Co. KG	Werkstoff/Material: Volumen/Volume (mm ³): Gewicht/Weight (g):
Dokumenten-/Typen/Document Dokumenten-/Bauteil/Part Teil-Nr./Part-No.		Erst-Zög./Release Format/Size Hersteller	